




Create your own Home Fire-Escape Plan. Draw pictures to finish the book. Then cut on the dotted line and fold the pages to make a book. Share your Fire-Escape Plan book with your family. 

Choose a family meeting place.
Draw a picture of a place outside your home where you and your family can meet if there is a fire.

Check the smoke alarms.
Draw a picture of an adult testing your smoke alarm.
(Hint: Press the button on the smoke alarm to make a noise!)

Practice finding your family meeting place with a fire drill!

practice Made Us Perfect!

 We practiced our fire drill and know what to do in case there is a fire. 

_____ (your name)

_____ (parent/guardian's name)



The name and image of Sparky are registered trademarks of the NFPA.

B. fold here

A. fold here

My Fire-Safety Plan

Find the exits.

Draw a picture of your home. Circle two ways that you could leave your home in case of a fire.

